

Match your frame or create a contrast

DoorColour works perfectly with both smooth and grained PVC profiles, so if you want a matching or contrasting coloured frame with your Composite door, it's not a problem.



Bespoke Colour Mixing Service

Our range of 22 colours are designed to give a broad spectrum of colour and are based on popular door colours from as far back as the Victorian era, through the Art Deco Period right up to today. However, there is a particular colour that you have in mind and nothing else will do, our colour matching service ensures that it is not a problem. With our computerised mixing system we can accurately recreate colours from all the major paint manufacturers as well as the RAL, British Standard and Pantone colour palettes.



A range of Bold, Traditional and Heritage colours for Composite Doors

DoorColour is a collection of stunning shades that have been specifically developed for the composite door market.

Using advanced paint technologies based on products used in the yacht industry, these paints are designed to stand the test of time and even withstand anything the British weather has to throw at them for many years. DoorColour is applied with state of the art spraying equipment to give a smooth, even finish whilst still maintaining the traditional grain definition of your composite door.

Whether you are looking to complement your period property with a Heritage shade or let people know that your home is the place to be, with a bright hue that showcases its unique personality, we have the colour to bring the best out of your door. If you like to unwind and shut out the world after a hard day, you can start the process at your front door with a shade that reflects the calming serenity of arriving home to your very own sanctuary.

Satin or Semi-Gloss finish

We recommend Satin for our Heritage Colours and Semi-Gloss for our Bold range and they are shown in these finishes on the colour selector.




Create a statement with Diablo Red in Semi-Gloss finish



Maintain a heritage look with Cotswold in Satin Finish



CLOTTED CREAM CLAY VANILLA MOONSHINE CHARTWELL




NIMBUS COTSWOLD




SHADOW MATT SLATE MATT ANTHRACITE MATT




SHADOW SEMI- GLOSS SLATE SEMI- GLOSS ANTHRACITE SEMI- GLOSS




CITRINE SUNSHINE FLORIDA



BOLERO DIABLO MULBERRY



VERY BERRY CALIFORNIA TWILIGHT



AZURE STORMY SEAS EMERALD